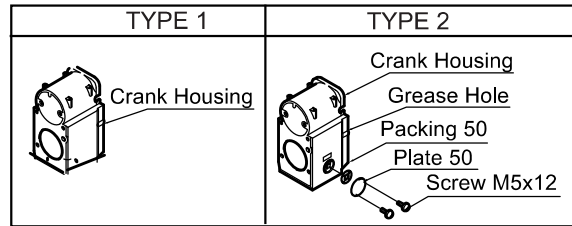


Item No.	Part No.	Qty. Used	Description	Item No.	Part No.	Qty. Used	Description
1	322566-3	1	SCREW SEAL	51	415148-9	2	NYLON BUSH 15
2	211256-2	1	BALL BEARING 6203LLB	52	** *	1	GEAR HOUSING COVER
3	267706-5	1	WASHER 17	53	211214-8	1	BALL BEARING 6302
4	514990-6	1	ARMATURE ASS'Y 100V/115V (Incl. 1-3,5,6)	54	961060-6	1	RETAINING RING S-20
5	*****	1	INSULATION WASHER	55	226242-0	1	SPUR GEAR 47
6	211066-7	1	BALL BEARING 6200LLB	56	331416-1	1	SLEEVE 25
7	213406-5	1	O RING 30	57	962301-3	1	RETAINING RING R-62
8	159530-9	1	MOTOR HOUSING B CPL. (Incl. 2 ea. Brush Holder 643711-0, 2 ea. Ring 414665-6, Incl. Fig. 7)	58	922331-6	4	HEX. SOCKET HEAD BOLT M6X20
9	191957-7	1	A.C. CARBON BRUSH CB-204 (2PCS/SET)	59	941152-7	4	FLAT WASHER 6
10	*****	2	BRUSH HOLDER CAP	60	414788-0	1	MOTOR HOUSING COVER
11	941151-9	4	FLAT WASHER 6	61	322476-4	1	CONECTING ROD
12	265914-2	4	HEX. SOCKET HEAD BOLT M6X25	62	213469-1	1	O RING 35
13	****	1	FAN 100	63	268061-8	1	PIN 15
14	****	1	FLAT WASHER 8	64	322480-3	1	PISTON CYLINDER
15	****	1	HEX. NUT M8	65	213666-9	1	O RING 52
16	265344-7	2	HEX. BOLT M5X85	66	322563-9	1	STRIKER
17	624951-9	1	FIELD 115V	67	262050-5	1	RUBBER RING 54
18	414787-2	1	MOTOR HOUSING A	68	322548-5	1	CYLINDER B
19	212358-7	1	NEEDLE BEARING 2520	69	213660-1	1	O RING 53
20	254001-2	2	WOODRUFF KEY 4	70	922677-0	4	HEX. SOCKET BOLT M12X55
21	213507-9	1	O RING 40	71	942301-9	4	SPRING WASHER 12
22	256151-9	1	PIN 5	72	316313-2	1	CYLINDER A
23	159531-7	1	GEAR HOUSING CPL. (Incl. 21,29)	73	213805-1	1	O RING 85
24	211209-1	1	BALL BEARING 6202	74	322560-5	2	RETAINER RING
25	254001-2	2	WOODRUFF KEY 4	75	233083-7	2	COMPRESSION SPRING 12
26	226251-9	1	SPUR GEAR 22	76	322477-2	2	TOOL RETAINER POLE
27	211361-5	1	BALL BEARING 6305LLB	77	256219-1	2	PIN 4
28	213476-4	1	OIL SEAL 35	78	*****	1	TOOL RETAINER
29	213721-7	1	O RING 61	79	*****	1	TOOL RETAINER SHAFT
30	213806-9	2	O RING 90	80	951272-9	2	SPRING PIN 8-40
31	152414-0	1	CRANK SHAFT CPL. (Incl. 1 Ea. Inner Sleeve 2020 216104-0)	81	265989-1	4	HEX. SOCKET BOLT M12X45
32	*	1	CRANK HOUSING	82	253989-3	4	SPRING WASHER 12
33	213806-9	1	O RING 90	83	322551-6	1	TOOL HOLDER 29
34	414785-6	1	CRANK HOUSING CAP	84	213755-0	1	O RING 75
35	414786-4	1	CAP COVER	85	213517-6	1	X RING 40
36	251390-6	4	PAN HEAD SCREW M5X18	86	322564-7	1	IMPACT BOLT
37	221793-8	1	HELICAL GEAR 50	87	213667-7	1	O RING 60
38	211209-1	1	BALL BEARING 6202	88	322549-3	1	IMPACT BOLT HOLDER
39	922496-4	4	HEX. SOCKET HEAD BOLT M8X75	89	664290-5	1	POWER SUPPLY CORD AWG 14-2-5.0
40	***	1	RUBBER SLEEVE 8	90	682547-2	1	CORD GUARD 15
41	251389-1	1	COUNTERSUNK HEAD SCREW M8X28	91	*****	4	HEX. SOCKET HEAD BOLT M6X60
42	***	1	HANDLE BASE	92	941152-7	4	FLAT WASHER 6
43	414807-2	1	SIDE HANDLE	93	**	1	HANDLE SET (INCL. 104)
44	941152-7	4	FLAT WASHER 6	94	***	1	HANDLE BASE
45	922341-3	4	HEX. SOCKET HEAD BOLT M6X25	95	***	1	COMPRESSION SPRING 12
46	254001-2	2	WOODRUFF KEY 4	96	953106-2	4	RIVET 0-5
47	931602-0	2	HEX. NUT M12	98	922356-0	3	HEX. SOCKET HEAD BOLT M6X35
48	942301-9	2	SPRING WASHER 12	99	316312-4	1	REAR CASE
49	941301-6	2	FLAT WASHER 12	100	256151-9	1	PIN 5
50	322565-5	1	HANDLE SHAFT	102	687066-3	1	STRAIN RELIEF
				103	265999-8	2	TAPPING SCREW 4X25
				104	**	1	HANDLE SET (INCL. 93)
				105	*****	3	PAN HEAD SCREW M5X28

Item No.	Part No.	Qty. Used	Description	Item No.	Part No.	Qty. Used	Description
108	651131-4	1	SWITCH C3D-15MS	117	*****	1	HANDLE
109	*****	1	SWITCH LEVER	118	*****	1	DUST PLATE
110	*****	1	DUST COVER	119	*****	1	PIN 4
111	*	1	PLATE 50 CPL. (Incl. 1 Ea. Caution Label 817661-7)	120	*****	1	SUPPORT
112	*	1	PACKING 50	121	*****	2	TAPPING SCREW 4X18
113	*	4	PAN HEAD SCREW M5X12	122	*****	1	HANDLE SUB BASE
114	**	1	CUSHION RUBBER	123	654192-3	2	RECEPTACLE
115	*****	2	TAPPING SCREW 4X18	ACCESSORIES			
116	*****	1	SWITCH COVER	A01	783203-8	1	HEX. WRENCH 5

SERVICE CHANGE

1. Change on Crank Housing.

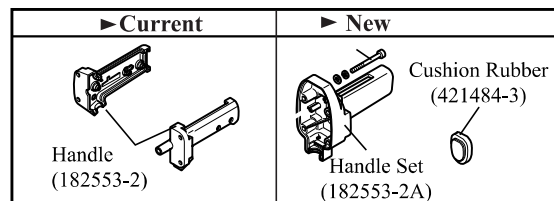


- * See Service Change 1
- ** See Service Change 2
- *** See Service Change 3
- **** See Service Change 4
- ***** See Service Change 5
- ***** See Service Change 6
- ***** See Service Change 7
- ***** See Service Change 8

Item No.	TYPE 1	Q'ty	I/C	TYPE 2	Q'ty
032	Crank Housing 316310-8 (Discontinued)	1	No	Crank Housing 159659-1 (See Service Change 7)	1
111				Plate 50 341397-1 (See Service Change 7)	1
112				Packing 50 442009-0	1
113				Screw M5x12 911211-1	1

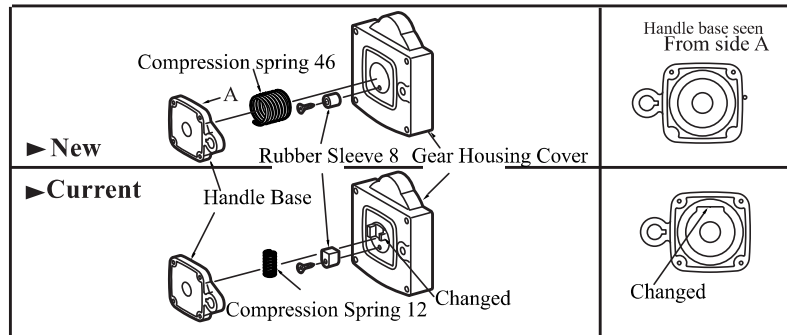
Note The current type crank housing and the new type crank housing are interchangeable if replaced together with the plate 50, packing 50 and screws M5x12.

2. Change on Handle Set and Cushion Rubber.



Item No.	TYPE 1	Q'ty	I/C	TYPE 2	Q'ty
93 104	Handle Set 182553-2 (Discontinued)	1	No	Handle Set 182553-2A (See Service Change 8)	1
114				Cushion Rubber 421484-3 (See Service Change 8)	1

3. Change on compression spring 46, gear housing cover, etc.

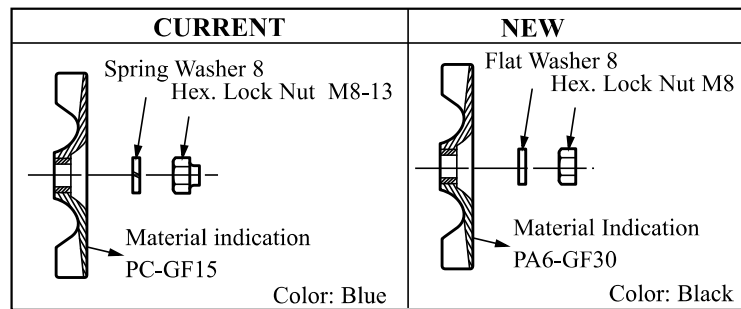


Item No.	TYPE 1	Q'ty	I/C	TYPE 2	Q'ty
95	Compression Spring 46 233051-0 (Discontinued)	1	No	Compression Spring 12 233149-3	1
52	Gear Housing Cover 316311-6 (Discontinued)	1	No	Gear Housing Cover 316792-4	1
42 94	Handle Base 322481-1 (Discontinued)	2	<=	Handle Base 324062-7	2
40	Rubber Sleeve 8 262526-2 (Discontinued)	1	No	Rubber Sleeve 8 262538-5	1

Note

* <= mark indicates that the new type part can be substituted for the the current type part.
* The current type parts and the new type parts are interchangeable as a set of all the above parts.

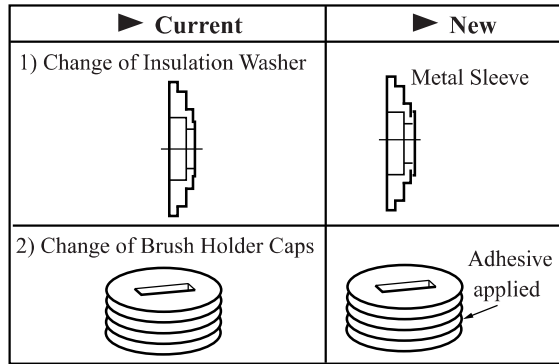
4. Change of Fan100, Hex. Lock Nut M8-13 and Spring Washer 8.



Item No.	TYPE 1	Q'ty	TYPE 2	Q'ty	I/C
013	Fan 100 241854-8 (Discontinued)	1	Fan 100 240024-6	1	<=
015	Hex.Lock Nut M8-13 252105-4	1	Hex. Nut M8 931402-8	1	<=
014	Spring Washer 8 942201-3	1	Flat Washer 8 253165-9	1	<=

Interchangeability marks; <= means that new part can be substituted for the current.

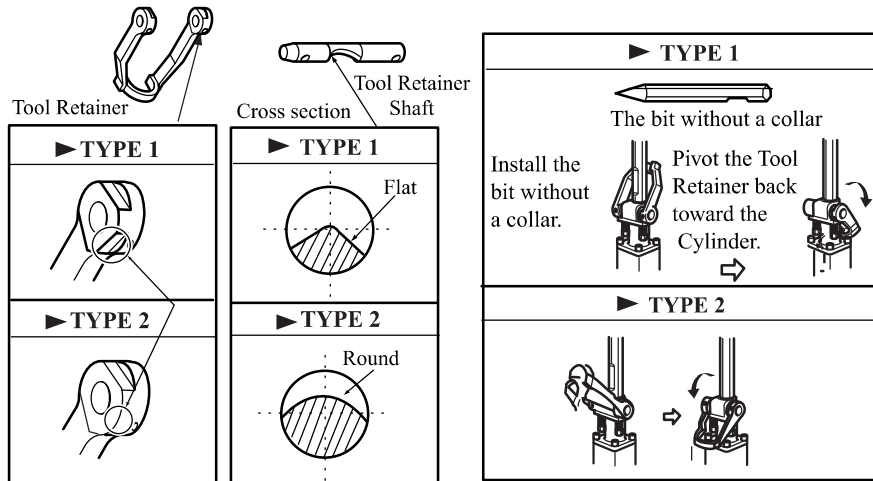
5. Change on Insulation Washer and Brush Holder Caps.



Item No.	TYPE 1	Q'ty	I/C	TYPE 2	Q'ty	Note
5	Insulation Washer 681635-2	1	<=	Insulation Washer 681646-7	1	Current parts may be used to other models
10	Brush Holder Cap 643700-5	2	<=	Brush Holder Cap 643710-2	2	

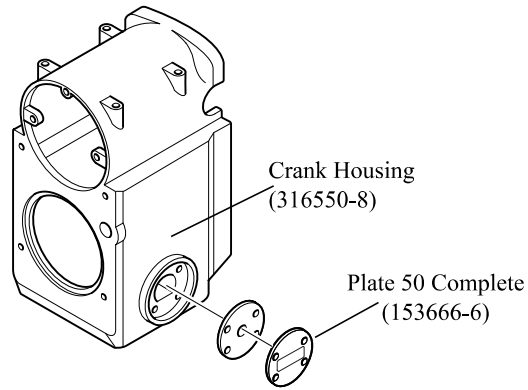
The above parts are completely interchangeable as a set.

6. Change of Tool Retainer and Tool Retainer Shaft..



Item No.	TYPE 1	Q'ty	I/C	TYPE 2	Q'ty
078	Tool Retainer 322478-0	1	No	Tool Retainer 324236-0	1
079	Tool Retainer Shaft 322550-8	1	No	Tool Retainer Shaft 324238-6	1

7. Change on Expression and Position of Caution Label.



► Current	► New
<p>Caution label shown below is put on Crank Housing.</p> <div style="border: 1px solid black; padding: 5px; width: fit-content; margin: 10px auto;"> <p>NOTE: This tool contains its own grease and requires no lubrication.</p> </div>	<p>Caution label shown below is put on Plate 50.</p> <div style="border: 1px solid black; border-radius: 10px; padding: 5px; width: fit-content; margin: 10px auto;"> <p>NOTE: WE RECOMMEND YOU TO USE MAKITA'S GENUINE HAMMER GREASE. UNSUITABLE GREASE OR OIL MAY DAMAGE THE TOOL.</p> </div> <p style="text-align: center;">Pt # 817661-7</p>

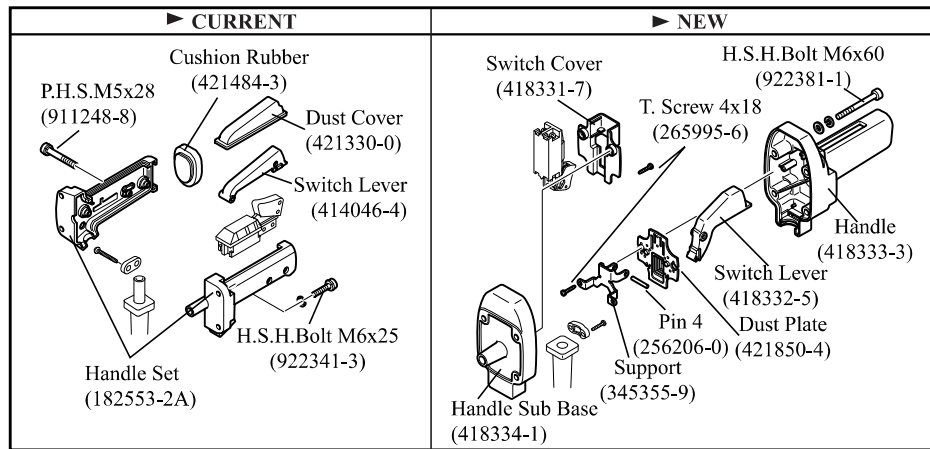
Item No.	Current Part	Q'ty	I/C	New Part	Q'ty
111	Plate 50 341397-1	1	←	Plate 50 Complete 153666-6	1
032	Crank Housing Complete 159659-1 (Discontinued)	1	→	Crank Housing 316550-8	1

Interchangeability mark ;

The arrow ← means that the new part can be substituted for the current.

The arrow → means that the new part can't be substituted for the current in a view of no caution label.

8. Change of Handle, Switch Lever, Bolt, and Dust Cover etc..



Item No.	CURRENT	Q'ty	I/C	NEW	Q'ty	Note
109	Switch Lever 414046-4	1	No	Switch Lever 418332-5	1	Interchangeable as a set
091	Hex.S.H.Bolt M6x25 922341-3	4	No	Hex.S.H.Bolt M6x60 922381-1	4	
105	Pan H. Screw M5x28 911248-8	3				
093 104	Handle Set 182553-2A (Discontinued)	1				
114	Cushion Rubber 421484-3 (Discontinued)	1				
110	Dust Cover 421330-0	1				
115: 2 pcs. 121: 2 pcs.				Tapping Screw 4x18 265995-6	4	
118				Dust Plate 421850-4	1	
117				Handle 418333-3	1	
122				Handle Sub Base 418334-1	1	
119				Pin 4 256206-0	1	
116				Switch Cover 418331-7	1	
120				Support 345355-9	1	